

THE DRAIN WEASEL PLUS

Hair Clog Tool

**Reusable Handle
+
Disposable Wands**



**360°
Easy-Spin!**



**It's as
Easy as**



**Clean Hands!
Clean Drain!**

**18"
Hair
Clog
Wand**



**12"
Hair
Clog
Wand**




**Fast!
Safe!
Easy!**

**Instantly Fix Hair
Clogged Drains**

**No Chemicals!
No Drain
Disassembly!**

**Starter Kit includes:
1 - Reusable Handle
2 - Disposable Hair
Clog Wands**



THE DRAIN WEASEL PLUS

Hair Clog Tool

Hair clogs are common in bathroom drains. If you find yourself standing ankle deep in water while showering, or waiting at the sink for water to go down the drain, it's likely you have a hair clog. Chemical drain cleaners are often only partially effective on hair clogs, leaving hair in the drain. Using a patented, hair-snagging pad, the **Drain Weasel™ PLUS** works instantly by snagging and removing hair clogs on contact. After use, simply remove the disposable hair clog wand from the reusable handle, and discard. Additional hair clog wand refills sold separately.


Directions for Use



1) Remove drain screen if present. Insert The Drain Weasel into sink, shower or tub drain opening. The Drain Weasel will slide past most drain pop-up stoppers and grates.




2) Place one hand on the sleeve. Using the other hand, rotate handle 360 degrees several times or until the first signs of resistance are felt. Do NOT force rotation.




3) Carefully pull snake and debris from the drain. Remove wand from reusable handle (see below) and discard along with drain waste.

Removing / Replacing the Disposable Hair Clog Wand



1) Slide sleeve up as shown. Remove the used hair clog wand and dispose.

2) With the sleeve in the up position, insert a new hair clog wand refill into the matching, notched channel in the handle. Next, slide the sleeve down to lock the hair clog wand into the handle. Tool is now ready for re-use.



**Never use the Drain Weasel Plus when chemical drain cleaners are present in the drain.
Only use on sound pipes.
Keep away from children.**

Tell us how The Drain Weasel Plus worked for you:
www.flexisnake.com

Patent No's 7,584,513 7,810,176
Other Foreign Patents and Patent Pending
Molded in China
Assembled and packaged in USA
FlexiSnake, Inc.
216 W Pine St



8 97020 00206 6