



Westinghouse

INNOVATION YOU CAN BE SURE OF

Westinghouse Electric Appliances



Star Glory Limited

A Licensee of Westinghouse Electric Corporation

Westinghouse Heritage

A History of Innovation

The story of Westinghouse is one of ideas in action. From our founding more than 125 years ago, we've created products and technologies that have changed the way the world lives, works and plays. We helped create the Electrical Age by developing the very first AC power generating system. We also helped launch the Space Age by creating the first camera to beam pictures from the surface of the moon. When it comes to making life better, we never stop aiming higher.





About Star Glory Ltd.

We specialize in the international distribution of residential small appliances, including kitchen electric appliances, environmental products, garment care products, personal care products, floor care products and non-electrical kitchen tools and gadgets. We've become a market leader by bringing tailor-made, competitively priced products quickly to market. Our global distribution network gives us the ability to take a fragmented product category and create streamlined retail programs.

®. WESTINGHOUSE, and INNOVATION YOU CAN BE SURE OF are trademarks of Westinghouse Electric Corporation, a USA company. Used under license by Star Glory Limited. All Rights Reserved.



Gold Series

Coffee Makers.....	P.7
Kettles.....	P.8
Toaster Ovens.....	P.9
Toasters.....	P.10
Fondue Sets.....	P.11

Cooking

Air Fryers.....	P.12 - P.14
Electric Skillets.....	P.15 - P.17
Induction Cookers	P.18 - P.20
Hot Plates.....	P.21
Slow Cookers.....	P.22 - P.24
Mult Cookers.....	P.24

Rice Cookers.....	P.25
Sous Vide Cookers.....	P.26
Vacuum Sealers.....	P.27
Electric Grills & Griddles...	P.28 - P.30
Toaster Ovens.....	P.31 - P.34
Warming Plates.....	P.35 - P.36

Cooling

Air Cooler.....	P.52
-----------------	------

Ventilation

Window Fans.....	P.53
Exhaust Fans.....	P.53

Warming

Quartz Heaters.....	P.54
Ceramic Heaters.....	P.54
Panel Heaters.....	P.54

Steamers

Steam Stations.....	P.55
Garment Steamers.....	P.55 - P.56

Irons

Steam Irons.....	P.56
------------------	------

Health

Bathroom Scales.....	P.58 - P.60
Blood Pressure Monitors.....	P.61

Beauty

LED Lighted Mirrors.....	P.62 - P.63
Magnifying mirrors.....	P.63

Vacuum Cleaners

Robotic Vacuum Cleaners....	P.64
Cordless Vacuum Cleaners..	P.65 - P.66
Car Vacuum Cleaners.....	P.67
Canister Vacuum Cleaners...	P.67



Breakfast

Hot Water Dispensers..... P.25

Kettles..... P.26

Toasters..... P.27

Coffee Makers P.28 - P.30

Milk Frothers..... P.31 - P.34

Food & Drinks Preparation

Stick Blenders..... P.46 - P.47

Table Blenders..... P.48

To-go-Blenders..... P.49

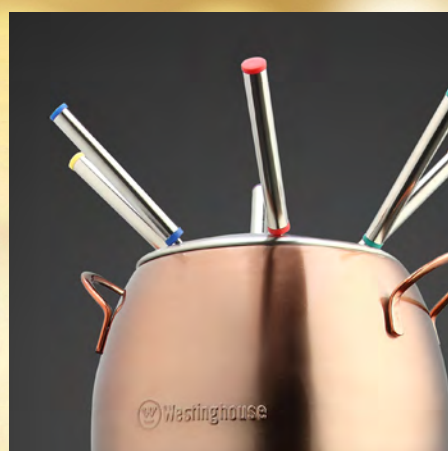

Power Blenders P.50

Juicers..... P.51



GOLD SERIES

The gold series combine beauty and efficiency. All in rose gold with embossed logo, the essential kitchen appliances in the series deliver a harmony of style and practicality.



**COFFEE MAKER
WKCM338RG**

1.25 L/10 cup capacity
Dual water level windows
Glass carafe
Nonstick warming plate
On/Off switch with pilot light
Anti-drip valve
Boil dry protection
1000W, 120V~



REMOVABLE
FILTER HOLDER &
PERMANENT FILTER



LID WITH TUBE FOR
OPTIMAL FLAVOR
DISTRIBUTION

**Westinghouse**

ELECTRIC KETTLE WKWK883RG

1.7 L capacity
Cordless serving
360° swivel power base with cord storage
Conceal heating element
Water level gauge
Stainless steel construction
Anti-scale filter
On/off switch with light indicator
Boil dry protection
1500W, 120V~



ELECTRIC KETTLE WKWK800RG

1.8 L capacity
Cordless serving
360° swivel power base with cord storage
Conceal heating element
Stainless steel construction
Anti-scale filter
On/off switch with light indicator
Boil dry protection
STRIX® thermostat control
1500W, 120V~



TOASTER OVEN WKTO2010RG

21 L capacity
4 heating modes
Temperature control up to 230 °C
60 minute timer
Power ON indicator light
Glass door
Stainless steel heating elements
Accessories: bake tray, crumb tray, chrome rack and tray handle
1200W, 120V~



DETACHABLE
CRUMB TRAY



2 SLICE TOASTER WKTT625RG

2 slices
Wide slots with self-centering guides
Defrost, reheat and cancel functions
Automatic expulsion
Stainless steel housing
Variable browning control
Indicator light displays the operation
function
750W, 120V~



SLIDE OUT
CRUMB TRAY

 **Westinghouse**

**FONDUE SET
WKFC01RG**

6 Person capacity

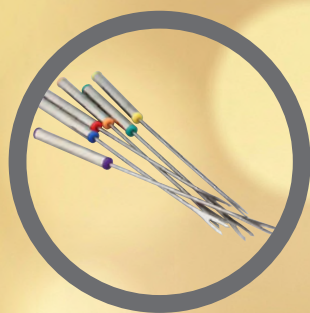
2 L pot

Made of stainless steel

Adjustable flame

Detachable for easy cleaning

Set includes stainless steel fondue, 6 forks and fuel holder



6 FORKS WITH
COLOR CODING



FUEL HOLDER
WITH COVER



 **Westinghouse**

AIR FRYERS

Uses hot air circulation, cooks your foods with less/no oil needed. Produces healthier foods than conventional fryers and spares you from that unwanted aroma of fried foods in your home.



ROTARY TIMER AND
HEAT CONTROLS



COOL TOUCH HANDLE &
SAFETY RELEASE BUTTON



5.3 L TANK &
DETACHABLE FRYING BASKET



AIR FRYER

5.3 L capacity

60 minute auto shut off timer

Nonstick coated slide out tray

Dishwasher safe frying basket

Overheat protection

Non-slip feet

1700W, 220-240V~



WHF702
BLACK + GOLD



WHF053
BLACK + SILVER



AIR FRYERS



WHOF02B OPTI-FRY AIR OVEN

3.2 L capacity
30 minute timer
Adjustable temperature control
Cool touch exterior
Convenient drip tray
Easy clean nonstick coating
1400W, 220-240V~



WHOF03B OPTI-FRY AIR OVEN

5.2 L capacity
30 minute timer
Adjustable temperature control
Cool touch exterior
Convenient drip tray
Easy clean nonstick coating
1400W, 220-240V~



WKAF06 AIR FRYER

5.2 L capacity
30 minute timer
Adjustable temperature control
Metal inner housing
Light indicators
Dishwasher safe
Cord storage compartment
Anti-slip base
Overheat protection
Micro switch protection
1400W, 110V~



WKAF609-SA AIR FRYER

3.2 L capacity
30 minute timer
Adjustable temperature control
Light indicators
Air filters
Removable basket
Dishwasher safe
1400W, 220-240V~



WKAF615-SA AIR FRYER

5.2 L capacity
30 minute timer
Adjustable temperature control
Light indicators
Air filters
Removable basket
Dishwasher safe
1800W, 220-240V~



ELECTRIC SKILLETS

Can be used for sautéing and pan frying. Nonstick coating on the interior and with a glass lid that makes it easy to monitor how your food is cooking. Large and deep, allowing to prepare multiple foods at once or cook enough servings for a family.



ROUND ELECTRIC SKILLET

Tempered glass lid

Thick cast aluminium body

Trigger release temperature control probe

Cool touch knobs and handles

Easy pour spout

Heavy duty non-stick coating with stone finish

Dishwasher safe

M-shaped element for superior heat distribution

Cast-in heating element

1200W, 220-240V~



WHSK01K

Dia. 26cm x 5cm (H)



ELECTRIC SKILLETS



WHEF01G XL ELECTRIC SKILLET

40cm x 33cm x 8cm
Tempered glass lid
Thick cast aluminium body
Trigger release temperature control probe
Cool touch knob and handles
Easy pour spout
Heavy duty non-stick coating with stone finish
Dishwasher safe
M-shaped element for superior heat distribution
Cast-in heating element
2400W, 220-240V~



WHEF03K RECTANGLE FAMILY SIZE ELECTRIC SKILLET

38cm x 30cm x 8cm
Tempered glass lid
Thick cast aluminium body
Trigger release temperature control probe
Cool touch knob and handles
Easy pour spout
Heavy duty non-stick coating with stone finish
Dishwasher safe
Cast-in heating element
2400W, 220-240V~



WHEF02R SQUARE ELECTRIC SKILLET

30cm x 30cm x 8cm
Tempered glass lid
Thick cast aluminium body
Trigger release temperature control probe.
Cool touch knobs and handles
Heavy duty non-stick coating with stone finish.
Dishwasher safe
Cast-in heating element
2400W, 220-240V~



WWSK2223 CERAMIC NONSTICK



WWSK2223MBB MARBLE NONSTICK

ELECTRIC SKILLET

30cm x 30cm
Tempered glass lid
Cool touch bakelite handles
Detachable temperature control with light indicator
Temperate glass lid
Dishwasher safe
1000W, 110-120V~



INDUCTION COOKERS

Perfect for smaller kitchens or wherever you need an extra cooking zone. It's easy to move around and can be stored away. Cooks faster and easy to clean-up.



INDUCTION COOKER

Easy operation
 Super slim 4 cm design
 Super efficient operation
 Low noise
 Timer, Power, Temperature functions
 LED display
 Child lock
 2000W, 220-240V~



WHIC01K
 Single induction cooker



INDUCTION COOKERS



WKICFX13 **SINGLE INDUCTION COOKER**

Slim design
10 power levels: 120W - 2000W
24 hour timer
4 digit LED display
Black crystal plate
Touch sensor control
Multi-function of cooking: soup, boil, milk, steam, hotpot, simmer and fry
2000W, 220-240V~



WKICA32 **SINGLE INDUCTION COOKER**

Touch sensor controls
280 mm x 360 mm black crystal glass
8 level power and temperature settings
8 cooking functions
Lock function
Safety protections
Pan detection system
1000W, 110V~ ; 2000W, 220V~



WKICF110 **DOUBLE INDUCTION COOKER**

Slim design
7 power levels (left side), 10 power levels (right side)
180 minute timer
3 digit LED display
Black crystal plate
Touch sensor control
Temperature range: 60°C - 240°C
3400W(1400W + 2000W), 220-240V~



ELECTRIC HOT PLATES

WKHP3101 SINGLE HOTPLATE

430 Stainless steel housing
High quality damp-proof cast iron plate dia. 188 mm
Thermostat controller
Light indicator
Automatic safety shut off
Skid proof silicone feet



WKHP3201 DOUBLE HOTPLATE

430 Stainless steel housing
Diameter 188 mm and 155 mm high quality damp-proof cast iron plates
Thermostat controllers
Light indicators
Automatic safety shut off
Skid proof silicone feet



SLOW COOKERS, MULTI COOKERS & RICE COOKERS

Electric powered cooking device for heating and cooking of food. Portable design allows cooking and serving with the pots provided.





WHSC03SS SLOW COOKER

3 x 2.5 L
Tempered glass lids
Removable ceramic pots
Cool touch handles
High, low and keep warm functions
Lid holders
405W, 220-240V~



SLOW COOKERS & MULTI COOKERS



WHSC01SS **6.5L SLOW COOKER**

6.5 L capacity
Tempered glass lid
Removable ceramic pot
Cool touch handles
Stainless steel body
High, low and keep warm functions
320W, 220-240V~



WHSC02SS **3.5L SLOW COOKER**

3.5 L capacity
Tempered glass lid
Removable ceramic pot
Cool touch handles
Stainless steel body
High, low and keep warm functions
200W, 220-240V~



WKMFC600 **MULTI COOKER**


5.6 L (6 qt.) capacity
Tempered glass lid
Removable aluminum pot with WHITFOLD nonstick coating
7 cooking functions
Programmable, digital & manual controls
Temperature control from 60°C to 120°C
High, low and keep warm functions
Stainless steel housing
Nonslip silicone feet
200W, 220-240V~



RICE COOKERS

BANQUET RICE COOKER

Cool touch hinged lid with super fresh seal
Condensation collector
Stainless steel body
Indicator lights
Cook and warm functions
Dishwasher safe pot
Accessories: Measuring cup, spoon and steamer



STONE FINISHING
INNER POT



WHRC10C
10 cup rice cooker

WHRC07C
7 cup rice cooker

RICE COOKER

Stainless steel body
Nonstick cooking pot
Glass lid
Automatic warm system
Cook and warm light indicators
Detachable cord
Nonslip silicone feet
Includes a rice spoon and a measuring cup



WKRC4D10

4 cup / 1 L capacity
400W, 110-120V~

WKRC5D15

5 cup / 1.5 L capacity
500W, 110-120V~

WKRC7D18

7 cup / 1.8 L capacity
700W, 110-120V~

WKRC10D28

10 cup / 2.8 L capacity
1000W, 110-120V~



SOUS VIDE IMMERSION COOKERS

The perfect tools for the for precise and even cooking, resulting in a uniformly heated water bath. Heat fast, store easily, and work with vessels of different sizes, ranging from saucepans to large casseroles. Easy to set up with outstanding results.



WHSV01K SOUS VIDE IMMERSION COOKER

Injection Plastic Housing with Stainless Steel Immersion Sleeve
White LED display shows time / temperature setting

Up to 99 hour timer

Temperature setting from 25 °C to 95 °C

Temperature stability: +/- 0.1 °C

Pump speed: 6-8 L/minute

Tank capacity: 6-15 L

Spring Loaded Clamp

Touch Screen control

Water proof IPX7

1200W, 220-240V~



VACUUM SEALERS

Convenient and efficient way to seal and package foods to be cooked for sous viding, or for airtight storage. Make batch cooking a breeze, and keep things sanitary in the kitchen.



WHVS01GB VACUUM SEALER

Vacuum, seal and stop functions
Heavy duty replacement seal
Extra wide sealing bar
Self locking lid
110W, 220-240V~

Compatible with Westinghouse roll bags
Model: WHVSR28300



ELECTRIC GRILLS & GRIDDLES

Grills healthy food quickly and easily. No messy charcoal only tasty grilled food and the convenience of electric grilling. The grills are lightweight and portable, great for social gathering which makes dinner more entertaining.



ELECTRIC GRILL

395 mm (15.5") X 290 mm (11.4") cooking surface

Removable temperature control probe

Detachable glass lid

Cool-touch handles and housing

Drain holes remove fat from meat during cooking

Removable drip tray

Includes a scraper

1800W, 220-240V~



ELECTRIC GRILLS



WKCG163 CONTACT GRILL

80 sq. in cooking surface
Curved plate drain grease to both sides
Flavour infusion ring for adding wine, parsley, liquids,
Indicator light
Dishwasher safe drip tray
1500W



MARBLE
NONSTICK PLATES

ELECTRIC GRIDDLES

WKGL2456 ELECTRIC GRIDDLE

48 cm X 25 cm (19" X 10") cooking surface
Nonstick cooking plate
Detachable thermostat control with pilot light
Slide out tray for grease collection
Cool touch handles
Dishwasher safe
1400W, 110-120V~



WKGL2455 ELECTRIC GRIDDLE

48 cm X 38 cm (19" X 15") cooking surface
Nonstick cooking plate
Slide out tray for grease collection
Cool touch handles



TOASTER OVENS & STEAM OVENS

Counter top ovens available in different sizes and feature with multi cooking functions. The steam oven does everything your current oven does but adds steam to the cooking process. This extra moisture improves flavour, texture and colour while preserving crispiness.



TOASTER OVENS

TOASTER OVENS WITH DOUBLE WALL GLASS DOORS

OUTSTANDING HEAT REFLECTIVE DOUBLE WALL GLASS DOOR HELPS TO SAVE ENERGY AND TO REDUCE THE FRONT SIDE TEMPERATURE OF OVEN DOOR



Double glass door
Glass control panel
Rotisserie function
Inner crumb tray

WKTOP30

30 L capacity
1600W

WKTOP42

42 L capacity
1800W

WKTOP52

52 L capacity
2000W



38 L capacity
Double glass door
Variable temperature control
120 minutes timer & STAY ON
Rotisserie & convection functions
2000W



WKTONE38

SILVER



WKTONE38GD

GOLD





WKTOCVR30 TOASTER OVEN

30 L capacity
4 Cooking functions
Thermostat to regulate temperature up to 230 °C
4 stainless steel heating elements
120 minute timer
Indicator lamp on front panel
Detachable crumb tray
Accessories: Bake tray, bake rack, tray handle, rotisserie fork & rotisserie handle
1600W



WKTOCVR42 TOASTER OVEN

42 L capacity
4 Cooking functions
Thermostat to regulate temperature up to 230 °C
4 stainless steel heating elements
120 minute timer
Indicator lamp on front panel
Detachable crumb tray
Inner lamp in cavity
Accessories: Bake tray, bake rack, 2 tray handles, rotisserie fork & rotisserie handle
1800W



WKTOCVR52 TOASTER OVEN

52 L capacity
4 Cooking functions
Thermostat to regulate temperature up to 230 °C
6 stainless steel heating elements
120 minute timer
Indicator lamp on front panel
Detachable crumb tray
Inner lamp in cavity
Accessories: Bake tray, bake rack, 2 tray handles, rotisserie fork & rotisserie handle
2000W



WKTOKR15 TOASTER OVEN

15 L capacity
Toast, bake and broil options
Temperature control up to 250 °C
Stainless steel heating elements
60 minute timer with bell signal
Power ON indicator light
Accessories: Bake tray, wire rack and tray/rack handle
1380W



WKTOKR20 TOASTER OVEN

20 L capacity
Toast, bake and broil options
Temperature control up to 250 °C
Stainless steel heating elements
60 minute timer with bell signal
Power ON indicator light
Accessories: Bake tray, wire rack and tray/rack handle
1380W



WKTOKR30 TOASTER OVEN

30 L capacity
6 cooking functions
Convection function
Temperature control up to 250 °C
Stainless steel heating elements
60 minute timer with bell signal
Power ON indicator light
Inner lamp in cavity
Accessories: Bake tray, wire rack and tray/rack handle
1500W





WKTO1295 TOASTER OVEN

12 L capacity
4 Cooking functions
Adjustable temperature up to 240 °C
15 minute timer with auto shut off and bell signal
Quartz heating element
Detachable crumb tray
Accessories: Bake tray, wire rack
1100W



WTO2010S TOASTER OVEN

4 slice
Bake, broil, toast and warm functions
Adjustable temperature up to 450 °F
15 minute timer and STAY ON feature
Power ON indicator light
Stainless steel front panel
Accessories: Bake tray, wire rack
1200W, 120V~

STEAM OVENS

5 IN 1 STEAM OVEN

Electrical oven + air fryer + steam pot + yogurt maker + fruit dryer 5 in 1
Double wall glass door
Stainless steel cabinet
LED display
30 °C - 230 °C adjustable temperature
40 Programs
4 heating modes
1.4 L water tank
12 hour preset timer
Hidden bottom and detachable top stainless steel heating elements
Door switch safety protection system
Water shortage and high temperature alarms
2100W, 220V~ ; 1800W 120V~



WKOSH330
30 L capacity

WKOSH340
40 L capacity



WARMING PLATES

Stylish and functional warming plates ensure that your food warm and fresh at your desired temperature.



CORDLESS FOOD WARMING PLATE

Stainless steel brushed finish top plate
Detachable rubber power cord
Ceramic heating element
Cool touch handles
Light indicators
Anti-slip feet



WKFW6020

600 mm x 200 mm plate

WKFW6030

600 mm x 300 mm plate



WKFWD35

CORDLESS FOOD WARMING PLATE

35 cm (14") stainless steel brushed finish top plate
360° Rotation design
Detachable rubber power cord
Ceramic heating element
Light indicators



FOOD WARMING





**WKFW5005
FOOD WARMING PLATE**

390 x 310 mm tempered glass plate
Thermostat controller
Stainless steel housing
Aluminum handles
Rubber powder cord
Light indicator
200W



**WKFW5001
FOOD WARMING PLATE**

540 x 410 mm tempered glass plate
Thermostat controller
Stainless steel housing
Aluminum handles
Rubber powder cord
Light indicator
400W

**WKFW3000
LAZY SUSAN
BUFFET SERVER**

15 minutes rapid
charge time
Warms up to 1 hour
after a full charged
4 stations with lids
Heat-retaining stone
core
Large serving pan
with cool touch
handles
Detachable power
cord
800W



COFFEE MAKERS, TOASTERS & KETTLES

These electric appliances can make your morning routine faster and tastier. If you want quick breakfast sandwiches, a cup of refreshing tea or just great tasting coffee, we've got you covered with this compilation.



KETTLE + TOASTER COMBO SET

KETTLE (WHK02G)

TOASTER (WHTS4S02G)



HOT WATER DISPENSERS

Ideal for coffee, tea and hot chocolate. Prefect for instant noodles and soups.



WHIHWD01SS INSTANT HOT WATER DISPENSER

- 4 L water tank
- Sensor touch LCD
- Stainless steel finish
- Safety lock
- Adjustable temperature control
- Adjustable preset temperature
- 0 °C to 100 °C in 7 seconds
- Elevated drip tray for small cups
- 2400W, 220-240V~



ELECTRIC KETTLES

Heat water fast and efficiently. Automatic shut-off when the water has come to a boil. Ideal for coffee and tea.



1.7L KETTLE

- 1.7 L capacity
- Stainless steel body
- Cordless serving
- 360° rotational base
- Push button lid release
- Auto-off switch
- Dual water level window
- Concealed heating element
- 2200W, 220-240V~

WHK02G
GREY



WHK02W
WHITE

WHK02B
BLUE

WHK02R
RED

WHK02K
BLACK

WHK02SS
STAINLESS STEEL





WKWK17228PK
PINK



WKWK17228WT
WHITE



WKWK17228BU
BLUE

ELECTRIC KETTLE

1.7 L capacity
Cordless serving
360° swivel base with cord storage
Water level gauge
Concealed heating element
Removable anti-scale water filter
Push button flip lid
Blue illuminated power switch
Automatic off with boil dry protection
2200W, 220-240V~



WHKE03K
BLACK

WHKE03W
WHITE

PLASTIC KETTLE

1.7 L capacity
Water level window
Easy release lid
Automatic off
Plastic body
Cord storage
2200W, 220-240V~



COMBO SET
+ TOASTER (WHTS2S03W)



COMBO SET
+ TOASTER (WHTS2S03K)



ELECTRIC TOASTERS

Making sure you have peace of mind that your toast or bagels will turn out the way you want it with minimal effort.

4 SLICE TOASTER

4 slices

Stainless steel body

Cancel, reheat, defrost and bagel functions

Adjustable 7 level browning control

Wide slots with self-centering guides

Removable crumb tray

Cord storage

1700-2000W, 220-240V~



WKTT5718
STAINLESS STEEL





WHTS2S02G | 2 SLICE TOASTER
WHTS4S02S | 4 SLICE TOASTER

Stainless steel body
 Cancel, reheat, defrost and bagel functions
 Adjustable browning control
 Wide slots with centering guides
 Blue light indicators
 Slide out crumb tray
 Cord storage
 Available in 6 colors
 Available in 2 slice and 4 slice capacity
 2 slice: 790-950W, 220-240V~
 4 slice: 1250-1500W, 220-240V~



WHTS2S02R
2 slice, red



WHTS2S02B
2 slice, blue



WHTS2S02K
2 slice, black



WHTS2S02W
2 slice, white



WHTS2S02S
2 slice, stainless steel

WHTS4S02R
4 slice, red

WHTS4S02B
4 slice, blue

WHTS4S02K
4 slice, black

WHTS4S02W
4 slice, white

WHTS4S02S
4 slice, stainless steel



WHTS2S03W
WHITE

WHTS2S03K
BLACK

TOASTER

2 slices
 Reheat, defrost and cancel functions
 Adjustable browning control
 Centering guides
 High lift lever
 Cord storage
 Cool touch plastic housing
 730-870W, 220-240V~



COMBO SET
+ KETTLE (WHKE03W)



COMBO SET
+ KETTLE (WHKE03K)





WKTT236 TOASTER

2 slices
Reheat, defrost and cancel functions
3 perfect browning settings
36 mm slots with centering guides
High lift
Crumb tray
Cool touch plastic housing



WKTT111 TOASTER

2 slices
Cancel, reheat, defrost and bagel functions
Adjustable browning control
38 mm slots with centering guides
High lift
Slide out crumb tray
Cool touch plastic housing with viewing window



WKTT009 TOASTER

2 slices
Stainless steel body
Cancel, reheat, defrost and bagel functions
Adjustable 6 level browning control
Wide slots with centering guides
Blue light indicators
Slide out crumb tray
Cord storage
850W, 120V~



WKTT010 TOASTER

4 slices
Stainless steel body
Cancel, reheat, defrost and bagel functions
Adjustable 6 level browning control
Wide slots with centering guides
Blue light indicators
Slide out crumb trays
Cord storage
1500W, 120V~



COFFEE MAKERS & MILK FROTHERS

Waking up with a prefect taste coffee. These coffee makers and milk frothers will make a great-tasting, fresh pot without fuss.



WKCM4266 **COFFEE MAKER WITH GRINDER**

Drip coffee maker with auto grinding function

Advance grinding system prevents coffee jam and inefficient grinding

Programmable delay timer

Adjsutable coffee amount

Adjustable brew strength

PTC for controlling the warm temperature

Stainless steel decoration





WKCM109 COFFEE MAKER

12 cup (1.5 L) capacity
Blue backlit LCD
Clock and 24 hour auto brew functions
Nonstick warming plate
Water tank with water level gauge
Anti-drip valve
Boil dry protection
1.5 L glass carafe
Includes permanent filter and measuring spoon
800W, 220-240V~



WKCM325 COFFEE MAKER

6 cup (0.65 L) capacity
Nonstick warming plate
Water tank with water level gauge
Anti-drip valve
On/Off switch with light
0.65 L glass carafe
Includes permanent filter and measuring spoon
600W, 120V~



WKCM111S SINGLE SERVE COFFEE MAKER

For a perfect cup of coffee
0.42 L (14 oz.) stainless steel mug
Removable filter basket
Mug fits in most car cup holders
One-touch switch with light indicator
700W

MILK FROTHERS



WKMF9168 MILK FROTHER

Double wall housing with cool touch handle
Transparent lid
Makes hot or cold milk froth
Maximum capacity: 130 mL (for milk froth), 300 mL (for hot milk)
Stainless steel interior with nonstick coating
360° swivel base,
STRIX® thermostat
Overheat protection
Magnetic drive system



STICK BLENDERS, TABLE BLENDERS & POWER BLENDERS

They are the most versatile appliances in your kitchen. They can chop, blend, puree and liquefy to the consistency you desire. Make a variety of dishes and beverages like smoothies, baby food, salsas, sauces, cocktails, nut butters, and a lot more...



STICK BLENDERS



WHSM01SS
800W STICK MIXER



CHOPPER



WHISK



BEAKER



STICK
MIXER

STICK MIXER

Soft touch grip
Variable speed control
Stainless steel body
Includes whisk, chopper & beaker
Easy release mechanism
800W, 220-240V~



WKHB1518BK
BLACK



WKHB1518RD
RED



WKHB8209BK
BLACK



WKHB8209
WHITE

HAND BLENDER SET

Blend, whisk and chop
5 speeds plus turbo
Stainless steel blades and rod
800 mL beaker and 800 mL chopper container
Anti-slip rubber ring
500W

HAND BLENDER

Blend, whisk and chop
2 speed control
Stainless steel blades and rod
600 mL beaker and 500 mL chopper container
Hanging hook
Wall mount
250W



TABLE BLENDERS



WHBL01SS 1200W BLENDER

1.8 L heavy duty glass jar
Ice crushing quad blade
1200 W powerful motor
5 speeds with Pulse
Stainless steel body
1200W, 220-240V~



WKBE9688 SMART BLENDER

1.5 L glass jar
Ice crushing quad blade
Patented smart function for blending process
Removable 4-plane stainless steel blade
Safety feature
550W



WKBE3258E TABLE BLENDER

1.5 L glass jar
Electronic control panel
14 speeds with Pulse
Pre-set program
Stainless steel blades
Feeder cap design
Safety lock
Power cord storage
600W



WKBE1703 TABLE BLENDER

0.6 L glass jar
Ice crush function
2 speeds with Pulse
Feeder cap design
Stainless steel blades
Safety lock
Motor cooling fan
300W, 120V~



TO-GO-BLENDERS



WHBL02SS MINI BLENDER

0.8 L heavy duty glass jar
Quad blade
2 speed with FLUSH function
Stainless steel body
Includes 2 x 600 mL blend and go bottles
250W, 220-240V~



WKBE9669 BLENDER

Powerful 800W motor
Enhances vortex motion design
Includes 1.5 L jar and 0.8 L cup
800W



WKBE9652 PERSONAL BLENDER

600 mL capacity
BPA free blend and go bottle
Dishwasher safe
One touch operation
240W



POWER BLENDERS

Juice whole fruits and vegetables, making hot soups, emulsify dressings and grind spreads. Blend and smash thoroughly, let them easier to absorb by human body



WKBE1015 POWER BLENDER

1500W, 32000 rpm
high speed motor
2 L TRITANTX
blending jar
Sound damping and
vibration reduction
technology
Stainless steel 6-plane
blade
Soup function - heat
liquid by high speed
rotation
Multi safety switch
Feeder cap design
Dishwasher safe jar
1500W, 120V~/220-
240V~



WKS0701 POWER BLENDER

3 in 1 - blender,
juicer and soup
maker
High speed motor
LED display
6 preset programs
8 speeds
Stainless steel
6-plane blade
Soup function
1500W, 220-240V~
1200W, 120V~



WKS0726 POWER BLENDER

3 in 1 - blender, juicer
and soup maker
High speed motor
LED display
6 preset programs
8 speeds
Stainless steel
6-plane blade
Soup function
1500W, 220-240V~
1200W, 120V



WKS0722 POWER BLENDER

3 in 1 - blender, juicer
and soup maker
High speed motor
LED display
6 preset programs
8 speeds
Stainless steel
6-plane blade
Soup function
1200W, 220-240V~



JUICERS

Low juicing system squeezes ingredients with minimal oxidation, preserving natural taste and nutrients. Keeps more of the fiber and less of the froth in the juice and produces very dry pulp.



WKJS831RD
RED



WKJS831
BLACK



SLOW JUICER

55 rpm low speed motor
80% high juice rate
Low noise, low vibration
20 minute continuous working time
Safety protection system
120W, 120V~/220-240V~



WKJS230 SLOW JUICER

Squeeze juice by slow spiral pole
83 mm wide chute
On/off/reverse switch
Detachable parts
Easy assembling
Drip-free smart cap
Handle for easy moving
Anti-slip feet
Includes 1 L juice cup and 0.65 L pulp container
250W, 220-240V~



WKJS35 SLOW JUICER

Squeeze juice by slow spiral pole
70 mm wide chute
Double filter design
Patented design juice outlet
Low noise motor
BPA free material
250W, 220-240V~



AIR COOLERS

Work by converting the warm air in the environment into cool air by way of water. They are cost effective, healthy and convenient. The perfect addition for any home and workroom.



WSACL3002 WATER COOLING FAN

- 3 side honeycomb cooling media
- 60 L (15.5 gal) water tank
- Water level indicator
- For room up to 40 sq. m (430 sq. ft)
- Powerful 50 m³/minute (1770 cfm) air flow
- 3 fan speeds
- Continuous water supply connection
- Oscillating louvers
- Easy to use mechanical controls
- Handles and caster wheels allow easy mobility
- Indoor/outdoor use
- 200W



EXHAUST FANS

Quickly remove smoke and odors,
making your indoor air more breathable.



WINDOW FAN

Advanced blade design
One-way single speed
Integrated exterior shutters

WSEFAB15A	WSEFAB20A	WSEFAB25A
15 cm, 28W	20 cm, 33W	25 cm, 35W



WINDOW FAN

Advanced blade design
One-way single speed
Integrated exterior shutters
Front guard enhances safety protection and detachable for easy cleaning

WSEFAB15B	WSEFAB20B	WSEFAB25B
15 cm, 28W	20 cm, 33W	25 cm, 35W



EXHAUST FAN (CEILING TYPE)

Ceiling installation
Full copper motor
One-way single speed
5 blades
Louver cover

WSEFAP20	WSEFAP25
20 cm, 23W	25 cm, 29W



EXHAUST FAN (CEILING TYPE)

Bladeless design, quiet operation
Ceiling installation
Full copper motor
One-way single speed
Louver cover

WSEFAP14A	WSEFAP24A
14 cm, 23W	24 cm, 29W



HEATERS

Portable and movable. The simplest and easiest way to keep yourself and your space warm.



WSHQ89FT QUARTZ HEATER

- Infrared heating technology
- 4 quartz heating tubes
- 3 heat settings
- Adjustable thermostat
- Integrated carrying handle
- Tip-over protection
- 2400W



WHH1862P CERAMIC HEATER

- LED indicators
- Sensor-touch controls
- Programmable thermostat
- 3 heat settings
- 24 hour timer
- Oscillating function
- Overheat & tip-over protection
- Remote control
- 1500W, 120V~ / 2200W, 220-240V~

WSHC01E20 PANEL HEATER

- LED digital thermostat
- 4 heat settings
- Room temperature sensor
- 24 Hour digital timer
- X-sharp aluminum heating element
- Multiple seven-day timer profiles
- Programmable room temperatures and heating time periods
- Open window sensing technology
- Overheat protection
- IP24 ingress protection
- Eco-friendly technology
- Complies with ERP directives
- Wall mountable or free standing
- 2000W



STEAMERS & IRONS

Remove fabric wrinkles, sterilizes and deodorizes




WGSS2388 STEAM STATION

- Produces up to 5 bar high pressured steam
- 1.2 L removable water tank
- Dry / vertical steam / power burst of steam
- Variable temperature control
- Anti-calc system
- Stainless steel boiler
- Stainless steel soleplate
- LED indicators
- Cord storage compartment
- 2200W

WGGS200 HANDHELD GARMENT STEAMER

- No water spills and wet trails
- Fast heat up in 25 seconds
- Steams continuously for 10 minutes
- 100 mL detachable water container
- Steams horizontally and vertically
- Lightweight and portable
- Detachable fabric brush
- 850W



GARMENT STEAMERS



WGS12416 GARMENT STEAMER

Heats up in 45 seconds and provides up to 90 Minutes of continuous steam
98 °C (208.4 °F) high temperature steam, high performance in removing fabric wrinkles, sterilization and deodorization

Adjustable steam levels for all fabrics

Stainless steel steam nozzle

3 L water tank

3 step stainless steel telescopic pole

Anti-dry, overheating protection

Includes clothes hanger, trouser rack and fabric brush accessories

1750W



WGG5120 GARMENT STEAMER

Heats up in 30 seconds and provides up to 90 minutes of continuous steam

98 °C (208.4 °F) high temperature steam, high performance in removing fabric wrinkles, sterilization and deodorization

Adjustable steam levels for all fabrics

Stainless steel steam nozzle

2.5 L detachable water tank

Drain valve for easy emptying

3 step aluminum telescopic pole

Anti-dry, overheating protection

Includes clothes hanger, trouser rack, scald-proof glove, fabric brush and ironing board accessories

2000W



STEAM IRONS



WGS12416 STEAM IRON

Dry / spray / steam functions
Variable temperature control
Power burst of steam and vertical steam
Anti-calc system
Anti-drip system
Self clean function
300 mL water tank
Ceramic soleplate
1400W



WGS12399 STEAM IRON

Dry / spray / steam functions
Variable temperature and steam control
Self clean function
280 mL water tank
Ceramic soleplate
2200W



WGS1275 STEAM IRON

Dry / spray / steam functions
Variable temperature and steam control
Vertical steam & power burst of steam
150 mL water tank
Nonstick soleplate
1300W



WGS1277 STEAM IRON

Dry / spray / steam functions
Power burst of steam and vertical steam
Variable temperature and steam control
Self clean function
250 mL water tank
Nonstick soleplate
2200W

Garment Care



BATHROOM SCALES

Maintaining a healthy weight with our digital and BMI bathroom scales



WHSB0003TL
TEAL



WHSB0003BK
BLACK

BATTERY FREE ELECTRONIC BATHROOM SCALE

Automatic power generation
No battery change required
Weight unit: kg / lb
Max weight: 150 kg / 330 lb
Graduation: 0.1 kg / 0.2 lb
Equipped with 4 high precision strain gauge sensors
LCD display (70 x 34 mm)
Auto power off / Low power / over-load indicator
Automatic zero resetting



Step on the U-POWER button to obtain electrical power






WHSB0001WH
BATTERY FREE ELECTRONIC BATHROOM SCALE

Automatic power generation
No battery change required
Measures weight up to 150 kg (330 lb)
Lcd screen
5 mm tempered glass platform
High-precision strain gauge sensors
Auto power off
Overload and battery low indications



WHSEM2701
ELECTRONIC BATHROOM SCALE

MEASURES WEIGHT UP TO 150 KG (330 LB)
Extra large LCD screen
6 mm tempered glass platform
High-precision strain-gauge sensors
Instant-on function
Overload and battery low indications
Requires 2 x 1.5V AAA batteries (not included)



WHSWD1K2
ELECTRONIC BATHROOM SCALE

Measures weight up to 150 kg (330 lb)
Large LCD screen
6 mm tempered glass platform
High-precision strain-gauge sensors
Instant-on function
Overload and battery low indications
Requires 1 x CR2032 battery (included)





WHSF0003SV ELECTRONIC BATHROOM SCALE

Automatic switch on/off
Equipped with 4 high precision sensors system
Capacity: 180 kg
Graduation: 0.1 kg
Units: kg, lb, st
LCD display: 91 mm x 56mm
Low battery / overload indication
Foot-tap or key-press switch on
Measures weight, body fat, water percentage, muscle mass, bone weight, calorie intake and BMI (body mass index)
Body fat and water % Differential Resolution: 0.1%
Requires 2 x 1.5V AAA batteries (not included)



WHSF907H ELECTRONIC BATHROOM SCALE

Provides BIO impedance analysis (BIA) technology
Measures weight, body fat, water percentage, muscle mass, bone weight, calorie intake and BMI (body mass index)
Measures weight up to 150 kg (330 lb)
Memory for up to 10 different users
Backlit LCD with white digits
Stainless steel and tempered glass platform
High-precision strain-gauge sensors
Instant-on function
Low battery / overload indication
Requires 2 x 1.5V AAA batteries (not included)



WHSF0002SV ELECTRONIC BATHROOM SCALE

Measures weight, body fat, water percentage, muscle mass, bone weight, calorie intake and BMI (Body mass index)
Memory for up to 10 different users
Backlit LCD with white digits
Aluminum platform
Equipped with a high precision strain gauge sensor system
Instant-on function
Overload and battery low indicators
Measures weight up to 150 kg / 330 lb / 24 stone
Graduation: 0.1 Kg / 0.2 Lb
Requires 3 x 1.5V AAA batteries (not included)



BLOOD PRESSURE MONITORS

Regular monitoring of blood pressure is essential to maintaining a healthy and fit body.

AUTOMATIC BLOOD PRESSURE MONITOR

Wrist type

1 touch automatic inflate

MEMS pressure sensor

WHO blood pressure classification indicator

Irregular heartbeat detection

2 person memory bank stores up to 120 readings for each user with latest average records

Operated by 2 x 1.5V AAA batteries (not included)



WHBPM2200
CIRCUMFERENCE FROM
13.5 TO 23 CM



WHBPM2200
CIRCUMFERENCE FROM
13.5 TO 21.5 CM



WHBPM1800
2 PERSON MEMORY BANK



WHBPM1801
2 PERSON MEMORY BANK



WHBPM3011
4 PERSON MEMORY BANK



WHBPM3110
4 PERSON MEMORY BANK

AUTOMATIC BLOOD PRESSURE MONITOR

Upper arm type

1 Touch automatic inflate

Equipped with MEMS pressure sensor

Measurements are classified according to the WHO evaluation system

Irregular heartbeat detection

Stores up to 120 readings for each user with latest average records

Date and time function

Automatic power-off

Error indication

Operated by 4 x 1.5V AAA batteries (not included)

Personal Care



LED LIGHTED MIRRORS & MAGNIFYING MIRRORS

The mirrors help you upgrade your daily makeup routine and master beauty techniques



WHMR239B TRIFOLD LED MIRROR

3 panels provide a wide angle viewing
30 LEDs deliver a bright and clear reflection
180° vertical angle adjustment
360° swivel rotatable
Stand with accessory tray
On/off/adjust brightness by touch sensor switch
Powered by a USB charging cable (included) or
4 x 1.5V AA batteries (not included)
Main mirror size: 22 cm (8.7") X 29.5 cm (11.6")
Side mirror size: 10.5 cm (4.1") X 29.5 cm (11.6")



WHMR1651 **TRIFOLD LED MIRROR**

3 panels provide a wide angle viewing
Compact and portable trifold design
20 LEDs deliver a bright and clear reflection
180° rotation stand for countertop or wall mount
Adjust brightness by touch sensor switch
On/off switch
30 minute auto off
Powered by a USB charging cable (included) or
4 x 1.5V AA batteries (not included)
Folded size: 17.5 cm (6.9") X 22.6 cm (8.9")
Open size: 33.5 cm (13.2") X 22.6 cm (8.9")



WHMR710 **LED TABLE MIRROR**

Two sided mirror with 1x & 3x magnification
18 LEDs deliver a bright and clear reflection
ON / OFF switch
360° Rotation
Chrome finish
Nonslip iron base
Powered by 4 x 1.5V AAA batteries (not included)
Mirror size: 15.5 cm (6")



WHMR648 **TABLE MIRROR**

Two sided mirror with 1x & 10x magnification
10X magnification for tweezing, inserting
contact lenses and applying make up
360° Rotation
Chrome finish
Nonslip iron base
Mirror size: 14.2 cm (5.6")



ROBOTIC VACUUM CLEANERS

Take the hassle out of household chores with a smart, hard-working machine



WFVCR290WH
WHITE



WFVCR290BK
BLACK


ROBOTIC VACUUM CLEANER

- Bagless technology
- Obstacle avoidance and anti-dropping
- Touch sensitive bumper helps prevent damage to furniture
- Side brushes to clean near walls
- Perfect for sliding beneath furniture to gather dust
- One touch operating with indicating light
- Rechargeable NIMH battery provides up to 1 hour of operation on a full charge
- 100-240V~ AC adaptor is included



CORDLESS VACUUM CLEANERS

Latest handheld vacuums with full range of attachments, motor brushes and long runtime.



STICK VACUUM WITH MOTOR BRUSH



LED ON MOTOR BRUSH



EASY EMPTY DUSTBIN



HEPA FILTER

WFVC001 RECHARGEABLE HANDHELD VACUUM CLEANER


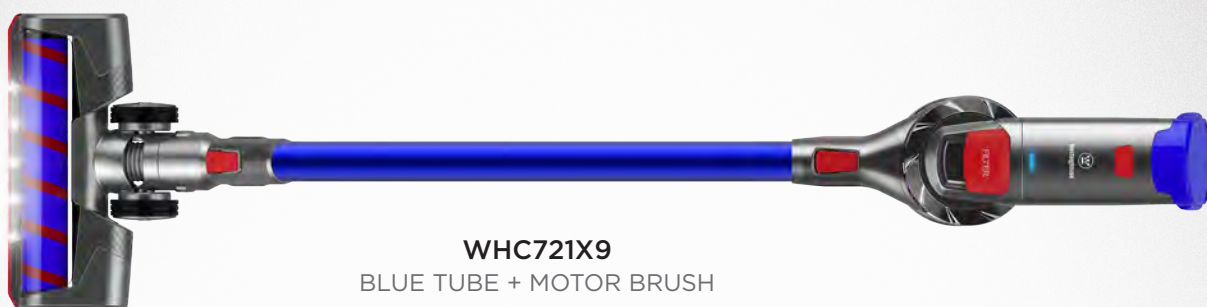
2 In 1 handheld/stick vacuum
22V lithium battery provides up to 35 minutes of cordless power
2 speed control
Cyclonic airflow
Battery energy level indicator
Includes extension tube, motor brush, crevice tool, square nozzle, AC adaptor and charging base
130W



HANDHELD VACUUM WITH SMALL BRUSH ATTACHMENT

Floor Care





EASY EMPTYING



LED ON MOTOR BRUSH



DETACHABLE DUSTCUP

RECHARGEABLE HANDHELD VACUUM CLEANER

Bagless technology

Cyclonic airflow

Power regulator

Battery energy level indicator

25.2V lithium battery provides up to 25 minutes of cordless power

Includes AC adaptor and parking/charging base

380W



CAR VACUUM CLEANERS



WFCVC500 CAR VACUUM CLEANER

80 W motor provides up to 5000 pa suction power
4 m (13 ft) extra long power cord
Powered by DC 12 V car cigarette lighter
Multi stage filtration system
Includes brush nozzle, flat nozzle, extension tube
and flexible hose
80W

CANISTER VACUUM CLEANERS



WFVCZJX8211 VACUUM CLEANER

Bagless system
Cyclonic airflow
Variable speed control
Hepa filter
Multi-stage filtration
Metal telescopic tube
3 L dust container
Automatic cord re-winder
Floor brush and 2-in-1 small brush accessories
1200W



WFVCZJX8217 VACUUM CLEANER

Bagless system
Cyclonic airflow
Variable speed control
Hepa filter
Multi-stage filtration
Metal telescopic tube
3 L dust container
Automatic cord re-winder
Floor brush and 2-in-1 small brush accessories
1200W





CONTACT US

Star Glory Limited

Address:

905-907, 9th Floor,
Tower 1, Cheung Sha Wan Plaza,
833 Cheung Sha Wan Road,
Lai Chi Kok, Kowloon,
Hong Kong

Email:

sales@starglory.com.hk

Website:

www.starglory.com.hk

Exclusive distributor

